

SAN JOSE STATE SPARTANS



Dr. Paul Yu
PRESIDENT




Bill Fisher
FACULTY REPRESENTATIVE



Chuck Bell
ATHLETICS DIRECTOR



Nancy Lewis
ASSOCIATE AD/SWA



Lawrence Fan
SPORTS INFORMATION
DIRECTOR

UNIVERSITY FACTS

Location	San Jose, California
Founded	1857
Enrollment	30,067
Nickname	Spartans
Colors	Gold, White and Blue
Joined WAC	July 1, 1996
President	Dr. Paul Yu
Athletics Director	Chuck Bell
Athletic Department	408-924-1200
Ticket Office	408-924-7589
Web Site	www.sjsuspartans.com

FOOTBALL FACTS

Head Coach	Fitz Hill
Football Office	408-924-1266

All-Time Record	419-394-38 (.515), 85 years
All-Time WAC Record	25-37 (.403), 8 years
Number of WAC Titles	0
Last WAC Title	N/A

2003 Record	3-8 (2-3 Home, 1-5 Away)
2003 WAC Record	2-6 (8th)

Stadium	Spartan (28,867/Grass)
Stadium Record	196-107-17 (.639), 71 years

Bowl Record	4-3
Last Bowl	1990 California
Result	San Jose State 48, Central Michigan 24

Lettermen Back	34 (16 Off./17 Def./1 Spec.)
Lettermen Lost	31 (13 Off./17 Def./1 Spec.)
Starters Back	8 (2 Off./5 Def./1 Spec.)
Starters Lost	14 (8 Off./5 Def./1 Spec.)
Offensive Formation	Multiple
Defensive Formation	Multiple

RECENT RESULTS

Year	Record	Conference	Bowl
1981	9-3	5-0 Big West (1st)	California
1982	8-3	4-2 Big West (3rd)	—
1983	5-6	3-3 Big West (T-3rd)	—
1984	6-5	5-2 Big West (3rd)	—
1985	2-8-1	2-4-1 Big West (6th)	—
1986	10-2	7-0 Big West (1st)	California
1987	10-2	7-0 Big West (1st)	California
1988	4-8	4-3 Big West (T-3rd)	—
1989	6-5	5-2 Big West (T-2nd)	—
1990	9-2-1	7-0 Big West (1st)	California
1991	6-4-1	6-1 Big West (T-1st)	—
1992	7-4	4-2 Big West (T-2nd)	—
1993	2-9	2-4 Big West (T-6th)	—
1994	3-8	3-3 Big West (T-5th)	—
1995	3-8	2-4 Big West (T-7th)	—
1996	3-9	3-5 WAC-P (T-5th)	—
1997	4-7	4-4 WAC-P (T-4th)	—
1998	4-8	3-5 WAC-P (T-5th)	—
1999	3-7	1-5 WAC (7th)	—
2000	7-5	5-3 WAC (4th)	—
2001	3-9	3-5 WAC (T-7th)	—
2002	6-7	4-4 WAC (T-4th)	—
2003	3-8	2-6 WAC (8th)	—



2004 SCHEDULE

Date	Opponent	Site	Time
Sept. 4	at Stanford	Stanford	7:00 p.m.
Sept. 18	MORGAN STATE	San Jose	2:00 p.m.
Sept. 25	*at SMU	Dallas	7:00 p.m.
Oct. 2	*RICE	San Jose	6:00 p.m.
Oct. 9	at Washington	Seattle	12:30 p.m.
Oct. 23	*at Hawai'i	Honolulu	6:05 p.m.
Oct. 30	*UTEP	San Jose	2:00 p.m.
Nov. 6	*at Nevada	Reno	6:05 p.m.
Nov. 13	*BOISE STATE	San Jose	2:00 p.m.
Nov. 20	*at Tulsa	Tulsa	2:00 p.m.
Nov. 27	*FRESNO STATE	San Jose	2:00 p.m.

*WAC Game


All times local, subject to change

2003 RESULTS

(3-8/2-6 WAC, 8th)

Date	Opponent	Site	Score
Aug. 23	GRAMBLING (31,681)	San Jose	W 29-0
Aug. 30	at Florida (90,011)	Gainesville	L 3-65
Sept. 6	at Stanford (34,345)	Stanford	L 10-31
Sept. 18	*NEVADA (10,173)	San Jose	L 30-42
Oct. 4	*at Rice (15,153)	Houston	L 24-28
Oct. 11	*SMU (12,403)	San Jose	W 31-14
Oct. 25	*at Boise St. (26,062)	Boise	L 14-77
Nov. 1	*HAWAII (13,523)	San Jose	L 10-13
Nov. 8	*at UTEP (18,095)	El Paso	W 69-41
Nov. 15	*at Fresno St. (39,453)	Fresno	L 7-41
Nov. 22	*TULSA (7,618)	San Jose	L 32-34

*WAC Game



SPARTAN STADIUM
Grass (28,867)

SAN JOSE STATE SPARTANS

HILL FILE



Alma Mater: Ouachita Baptist, 1987
Born: March 28, 1964
Overall Record: 12-24 (.333), 3 years
School Record: Same
WAC Record: 9-15 (.375), 3 years
Playing Career: Northeast Louisiana, 1983 and Ouachita Baptist, 1984-86
Family: Wife-Cynthia, Children-Destiny Jade (12), Faith (8), Justice (4)

COACHING CAREER

1987 Arkadelphia (Ark.) HS, Assistant
 1988 Northwestern (La.) State, Graduate Assistant
 1989 Arkansas, Graduate Assistant
 1990 Northwestern (La. State), Assistant
 1990-91 Arkansas, Volunteer Assistant
 1992 Utah State, Assistant
 1992-00 Arkansas, Assistant
 2001- San Jose State, Head Coach

YEAR-BY-YEAR RECORD

Year	School	All	Conf. (Finish)	Bowl
2001	San Jose State	3-9	3-5 (T-7th)	—
2002	San Jose State	6-7	4-4 (T-4th)	—
2003	San Jose State	3-8	2-6 (8th)	—

Overall Record 12-24 (.333)/3 years
WAC Record 9-15 (.375)/3 years

- ▶ One of only five African-Americans to serve as a head coach at a NCAA Division I-A school.
- ▶ One of only two NCAA Division I-A head coaches to possess a doctoral degree. Hill earned his Ed.D. from the University of Arkansas in 1997.
- ▶ Noted national spokesman on employment opportunities for African-Americans in college football.
- ▶ Served in Operation Desert Shield and Desert Storm in 1990 and 1991.
- ▶ Named one of the "Ten Most Influential African-Americans in the San Francisco Bay Area" for 2003 by the CityFlight media network.
- ▶ Instrumental in uniting San Jose State with Historically Black Colleges and Universities through the Read2Lead Classic. Helped produce the school's first home sellout in 13 seasons with the 2003 nationally-televised San Jose State-Grambling football game.

ASSISTANT COACHES

OFFENSE

Charlie Roche

Co-Offensive Coordinator/Offensive Line
 Eastern Illinois (1997); 4th year

Barry Lunney

Co-Offensive Coordinator/Quarterbacks
 Arkansas (1996); 2nd year

Earl Buckingham

Tight Ends/Offensive Line
 Arkansas (1982); 4th year

Charles Nash

Running Backs
 Arizona (1976); 4th year

Keith Williams

Wide Receivers
 San Diego State (1996); 4th year

DEFENSE

Keith Burns

Defensive Coordinator/Secondary
 Arkansas (1984); 1st year

Chris Wilkerson

Linebackers
 Eastern Illinois (1995); 3rd year

Keith Allen

Special Teams/Safeties
 Oklahoma (1997); 3rd year

Kenwick Thompson

Defensive Line
 Harding (1992); 4th year



Charlie Roche
 Co-OFFENSIVE COORDINATOR



Barry Lunney
 Co-OFFENSIVE COORDINATOR



Keith Burns
 DEFENSIVE COORDINATOR

SAN JOSE STATE SPARTANS

SPARTAN ALL-STARS




Lance Martin
TB, 5-10, 209, Sr.

One of only two three-time letterwinners on the current squad ... one of just two returning starters on the offensive unit ... led the team in rushing with 520 yards and was the only running back with significant playing time who averaged better than four yards per carry ... saw his first appreciable amount of playing time the last half of the 2001 season and finished with 17 carries for 59 yards and one pass reception.

CAREER STATISTICS

Rushing

Year	Games	Att.	Yards	Avg.	TDs
2001	5	17	59	3.5	0
2002	9	41	249	6.1	3
2003	11	119	520	4.4	2
Totals	25	177	828	4.7	5



Sean McNamara
DE, 6-5, 214, Sr.

One of three returning starters on the defensive line ... moved into the starting lineup the last half of the season ... led the team in quarterback sacks with 5.0 and was voted the team's top defensive lineman at the annual awards gathering ... finished the season with 30 tackles and one forced fumble ... redshirted the 2002 season after transferring from Gavilan College.

CAREER STATISTICS

Year	Games	Tackles	Sacks	TFL	Int.
2003	11	30	5.0	5.0	0



Josh Powell
S, 6-3, 202, Jr.

Returning starter from the 2002 season as a safety ... started the first three games of 2003, but missed the remainder of the season after an ankle injury ... took a few snaps as a cornerback and outside linebacker in 2002 ... tied for second on the 2002 team in tackles with 86 ... had a season-high 15 stops in the Fresno State game ... was second on the 2002 team with four interceptions and ranked 55th nationally in that category.

CAREER STATISTICS

Year	Games	Tackles	Sacks	TFL	Int.
2002	12	86	0.0	0.0	4
2003	3	13	0.0	0.5	0
Totals	15	99	0.0	0.5	4



Eric Wilson
S, 5-9, 202, Jr.

One of five returning starters on the defensive unit ... was second on the 2003 team in tackles with 97 ... had four games in which he had 10 or more tackles ... had a season-high 15 tackles in the loss at Fresno State.

CAREER STATISTICS

Year	Games	Tackles	Sacks	TFL	Int.
2002	1	0	0.0	0.0	0
2003	11	97	0.0	1.0	1
Totals	12	97	0.0	1.0	1

DEPTH CHART

OFFENSE

WR	80	Rufus Skillern, Jr.**
	3	James Jones, So.*
LT	79	William Obeng, Sr.*
	71	John Toensfeldt, Jr.*
LG	62	Marcel Burrough, Jr.
	60	Mark Manning, Jr.
C	76	Matt Cantu, So.*
	68	Justin Paysinger, Fr.
RG	72	Chad Lurette, Jr.
	67	Victor Brankovich, Jr.
RT	73	Osmar Staples, Jr.**
	77	Amadeo Novella, Jr.
TE	82	Bryan Watje, Jr.
	87	Kyle Cancimilla, Fr.
QB	12	Dale Rogers, Sr.*
	17	Adam Tafralis, Fr.
TB	31	Lance Martin, Sr.***
	8	Lamar Ferguson, Jr.**
WR	11	Casey Miranda, Sr.*
	86	Chester Coleman, So.*
WR	81	John Broussard, Jr.*
	5	Cleve Johnson, Jr.
PK	14	Jeff Carr, Sr.*
	13	Jeff Ferrier, Fr.

DEFENSE

DE	54	Larnell Ransom, Jr.**
	95	Justin James, Jr.**
DT	99	Eddie Brown, Sr.*
	54	Tony Ficklin, Jr.**
DT	69	Kinji Green, Jr.**
	78	Anthony Flores, Jr.
DE	94	Sean McNamara, Sr.*
	90	Derrick Jones, Jr.
LB	44	Jamonte Cox, Jr.**
	48	Rafael Pineda, Fr.
LB	26	Ezekiel Staples, Jr.**
	46	Demetrius Jones, So.*
CB	4	Trestin George, Jr.**
	2	Jerrell Hardy, Sr.*
CB	39	Marshall Hendricks, Sr.*
	25	Trevore Archie, Jr.
S	21	Eric Wilson, Jr.*
	38	Katrell Collier, Jr.
S	15	Brian Nunez, Jr.**
	6	Bobby Godinez, Jr.
S	33	Josh Powell, Jr.*
	17	Jason Evans, So.
P	18	Waylon Prather, Fr.
	12	Dale Rogers, Sr.*

SAN JOSE STATE SPARTANS

No.	Name	Pos	Ht.	Wt.	Cl.	Exp.	Hometown (Last School)	No.	Name	Pos	Ht.	Wt.	Cl.	Exp.	Hometown (Last School)
53	Josh Aigner	C	5-10	198	Jr.	RS	Lake Isabella, CA (West Hills Coll.)	11	Casey Miranda	WR	5-10	177	Sr.	1L	Santa Maria, CA (Allan Hancock Coll.)
25	Trevore Archie	CB	5-9	165	Jr.	SQ	Gary, IN (Los Angeles HS)	70	Chris Mungin	OT	6-6	298	Fr.	RS	Papillion, NE (La Vista HS)
19	Chris Bodishbaugh	QB	6-3	199	Fr.	HS	Oakley, CA (Freedom HS)	77	Amadeo Novella	OT	6-4	305	Jr.	JC	Healdsburg, CA (Sacramento City Coll.)
	John Booker	OL	6-4	300	Fr.	HS	Hayward, CA (Hayward HS)	15	Brian Nunez	S	5-11	176	Jr.	2L	Santa Maria, CA (St. Joseph HS)
23	David Bowen	S	6-0	189	Fr.	RS	New Orleans, LA (McDonough 35 HS)	79	William Obeng	OT	6-6	307	Sr.	1L	Chicago, IL (Mesabi Range College)
67	Victor Brankovich	OG	6-4	285	Jr.	JC	East Palo Alto, CA (Coll. of San Mateo)	19	Christopher Owens	CB	5-10	170	Fr.	HS	Los Angeles, CA (Dorsey HS)
81	John Broussard	WR	6-1	165	Jr.	1L	Kingwood, TX (Kingwood HS)	68	Justin Paysinger	C	6-1	290	Fr.	RS	Los Angeles, CA (Beverly Hills HS)
99	Eddie Brown	DT	6-3	319	Sr.	1L	Houston, TX (Blinn College)		Patrick Perry	TB	6-0	180	Fr.	HS	Wilmington, CA (Banning HS)
62	Marcel Burrough	OG	6-6	352	Jr.	JC	Gresham, OR (Foothill College)	16	Beau Pierce	QB	6-3	219	Sr.	2L	Orcutt, CA (Allan Hancock College)
43	James Callier, Jr.	LB	6-1	215	Fr.	HS	Los Angeles, CA (Warren HS)	48	Rafael Pineda	LB	6-0	226	Fr.	RS	Los Angeles, CA (Cathedral HS)
42	Matthew T. Callier	LB	6-0	221	Fr.	HS	Los Angeles, CA (Warren HS)	33	Josh Powell	S	6-3	202	Jr.	1L	Bakersfield, CA (Ridgeview HS)
87	Kyle Cancimilla	TE	6-3	231	Fr.	RS	Granite Bay, CA (Oakmont HS)	18	Waylon Prather	P	6-3	229	Fr.	HS	Felton, CA (San Lorenzo Valley HS)
76	Matt Cantu	C	6-3	290	So.	1L	San Juan Capistrano, CA (Capistrano Valley HS)	54	Larnell Ransom	DE	6-0	253	Jr.	2L	Compton, CA (Verbum Dei HS)
14	Jeff Carr	P	6-1	202	Sr.	1L	San Jose, CA (DeAnza College)	27	Donald Richardson	S	6-3	195	So.	1L	Beverly Hills, CA (Beverly Hills HS)
35	Matthew Castelo	LB	5-10	190	Fr.	HS	San Jose, CA (Valley Christian HS)	48	Lamont Robinson	FB	5-10	264	Sr.	1L	Oakland, CA (Laney College)
31	Dimitrous Chattman	S	6-0	190	Fr.	HS	San Diego, CA (Mission HS)	12	Dale Rogers	QB/P	6-2	239	Sr.	1L	Alta Loma, CA (Chaffey College)
86	Chester Coleman	WR	5-11	180	So.	1L	Compton, CA (Santiago HS)	61	Ryan Simone	C	6-3	284	Fr.	RS	San Diego, CA (Helix HS)
38	Katrell Collier	S	6-1	210	Jr.	RS	Miami, FL (West Hills College)	80	Rufus Skillern	WR	6-1	183	Jr.	2L	Oakland, CA (Skyline HS)
20	Larry Collins	CB	5-10	181	Jr.	JC	Cypress, CA (Fullerton College)	40	Will Spivey	DE	5-11	252	Jr.	SQ	Oakland, CA (Skyline HS)
44	Jamonte Cox	LB	5-11	216	Jr.	2L	Richmond, CA (El Cerrito HS)	26	Ezekiel Staples	LB	5-11	203	Jr.	2L	Los Angeles, CA (Warner HS)
88	Clarence Cunningham	WR	5-10	174	Sr.	2L	Fort Myers, FL (Scripps Ranch HS)	73	Osmar Staples	OT	6-5	328	Sr.	1L	Roanoke, VA (Coll. of the Siskiyous)
	Chris Danser	OL	6-4	295	Fr.	HS	Los Gatos, CA (Los Gatos HS)	17	Adam Tafralis	QB	6-1	219	Fr.	RS	San Mateo, CA (Mills HS)
34	Yonus Davis	TB	5-5	169	So.	1L	Oakland, CA (Skyline HS)	84	Julius Thomas	WR	6-1	190	Jr.	RS	Gilbert, AZ (Mesa College)
91	Wallace Dixon	DT	6-0	263	Sr.	SQ	El Sobrante, CA (Diablo Valley Coll.)	7	Tyson Thompson	TB	6-1	207	Jr.	JC	Irving, TX (Garden City College)
55	Brian Elledge	LB	6-3	210	Fr.	HS	Newhall, CA (Hart HS)	71	John Toensfeldt	OT	6-8	308	Jr.	1L	Chino Hills, CA (Ayala HS)
22	Jason Evans	S	6-1	177	So.	RS	Compton, CA (Serra HS)	24	Rakine Toomes	S	6-0	195	Jr.	JC	Los Angeles, CA (L.A. Harbor Coll.)
8	Lamar Ferguson	TB	5-5	151	Jr.	2L	Inglewood, CA (Inglewood HS)	50	Buick Tuua	DT	6-1	254	Jr.	RS	Oceanside, CA (Palomar College)
13	Jeff Ferrier	PK	6-3	215	Fr.	RS	Mission Viejo, CA (Mission Viejo HS)	78	Josh Veal	OT	6-4	296	Jr.	RS	Los Angeles, CA (Shasta College)
49	Tony Ficklin	DE	6-2	265	Jr.	2L	Natchitoches, LA (Natchitoches Central)	82	Bryan Watje	TE	6-4	250	Jr.	JC	Arroyo Grande, CA (Allan Hancock Coll.)
98	Anthony Flores	DT	6-4	299	Jr.	JC	Norwalk, CA (Cerritos College)	30	Chris Williams	TB	5-6	164	Jr.	RS	Boutte, LA (San Marcos College)
4	Trestin George	CB	5-9	178	Jr.	2L	Berkeley, CA (St. Mary's HS)	97	Cornell Williams	DT	6-4	265	So.	HS	New Orleans, LA (O. Perry Walker HS)
64	David Giesen	OG	6-2	283	Fr.	RS	San Diego, CA (San Pasqual HS)	21	Eric Wilson	S	5-9	202	Jr.	1L	Alta Loma, CA (Alta Loma HS)
6	Bobby Godinez	S	5-11	207	Jr.	JC	Hacienda Heights, CA (Mt. San Antonio College)		Joseph Zusin	OG	6-4	300	Fr.	HS	Petaluma, CA (Casa Grande HS)
10	Terrance Grant	WR	6-0	195	Jr.	JC	Fresno, CA (Fresno City College)								
14	J.P. Greco	QB	6-1	188	Jr.	JC	Auburn, CA (Sierra College)								
69	Kinji Green	DT	6-2	275	Jr.	2L	Livermore, CA (Granada HS)								
2	Jerrell Hardy	CB	6-2	180	Sr.	1L	Oakland, CA (Laney College)								
39	Marshall Hendricks	CB	5-11	171	Sr.	1L	Long Beach, CA (Humboldt State)								
9	Michael Hooper	WR	5-9	146	Fr.	RS	Los Angeles, CA (Culver City HS)								
32	Derrell Hutsona	TB	5-10	160	Fr.	HS	Spring Valley, CA (Helix HS)								
1	Travonne Jackson	CB	5-9	185	So.	JC	Los Angeles, CA (L.A. Southwest Coll.)								
95	Justin James	DE	6-4	238	Jr.	2L	Berkeley, CA (Berkeley HS)								
96	Bobby Johnson	LB	6-2	218	Jr.	RS	LaGrange, GA (West Hills College)								
5	Cleve Johnson	WR	5-10	196	Jr.	JC	Los Angeles, CA (San Diego Mesa Coll.)								
93	Melvin Johnson	DT	5-10	290	Fr.	RS	San Diego, CA (Helix HS)								
37	Damaja Jones	S	6-1	191	Jr.	RS	San Diego, CA (Helix HS)								
46	Demetrius Jones	LB	6-0	222	So.	1L	Los Angeles, CA (Dorsey HS)								
90	Derrick Jones	DE	6-5	250	Jr.	JC	Barstow, CA (Victor Valley College)								
85	Ellis Jones	WR	5-11	180	Fr.	HS	San Diego, CA (Hoover HS)								
3	James Jones	WR	6-1	194	So.	1L	San Jose, CA (Gunderson HS)								
	Kevin Jurovich	DB	6-0	175	Fr.	HS	San Jose, CA (Valley Christian HS)								
92	Cornelius Lambert	DL	6-2	260	Jr.	JC	San Diego, CA (San Diego Mesa Coll.)								
72	Chad Lurette	OG	6-4	303	Jr.	RS	Camarillo, CA (Moorpark College)								
29	Mike Liranzo	LB	6-1	230	Sr.	3L	Camarillo, CA (Rio Mesa HS)								
75	David Lord	OT	6-6	350	Fr.	HS	Rialto, CA (Eisenhower HS)								
59	DeShaun McGregor	LB	6-2	198	Fr.	RS	Fairfield, CA (Armijo HS)								
94	Sean McNamara	DE	6-5	214	Sr.	1L	Gilroy, CA (Gavlian College)								
60	Mark Manning	OG	6-1	316	Jr.	SQ	Cleveland, OH (Westlake HS)								
65	Nicholas Marchini	OG	6-2	281	Fr.	HS	LeGrand, CA (Le Grand HS)								
2	Lance Martin	TB	5-10	209	Sr.	3L	Stockton, CA (Stagg HS)								
28	Raul Menjivar	CB	5-5	169	Sr.	SQ	Chatsworth, CA (Coll. of the Canyons)								

2004 NEWCOMERS

Name	Pos	Ht.	Wt.	Cl.	Exp.	Hometown (Last School)
John Booker	OL	6-4	300	Fr.	HS	Hayward, CA (Hayward HS)
Victor Brankovich	OG	6-4	285	Jr.	JC	East Palo Alto, CA (College of San Mateo)
Marcel Burrough	OG	6-7	340	Jr.	JC	Gresham, Ore. (Foothill College)
James Callier, Jr.	LB	6-1	215	Fr.	HS	Los Angeles, CA (Warren HS)
Matthew Castelo	LB	5-10	190	Fr.	HS	San Jose, CA (Valley Christian HS)
Dimitrous Chattman	DB	6-0	190	Fr.	HS	San Diego, CA (Mission HS)
Larry Collins	CB	5-11	190	Jr.	JC	Cypress, CA (Fullerton College)
Chris Danser	OL	6-5	305	Fr.	HS	Los Gatos, CA (Los Gatos HS)
Brian Elledge	LB	6-3	210	Fr.	HS	Newhall, CA (Hart HS)
Anthony Flores	DT	6-4	298	Jr.	JC	Norwalk, CA (Cerritos College)
Bobby Godinez	S	6-0	210	Jr.	JC	Hacienda Heights, CA (Mt. San Antonio College)
Terrance Grant	WR	6-0	195	Jr.	JC	Fresno, CA (Fresno City College)
Travonne Jackson	CB	5-11	185	So.	JC	Los Angeles, CA (L.A. Southwest College)
Cleve Johnson	WR	5-10	194	Jr.	JC	Los Angeles, CA (San Diego Mesa College)
Derrick Jones	DE	6-5	250	Jr.	JC	Barstow, CA (Victor Valley College)
Ellis Jones	WR	5-11	180	Fr.	HS	San Diego, CA (Hoover HS)
Kevin Jurovich	DB	6-0	175	Fr.	HS	San Jose, CA (Valley Christian HS)
Cornelius Lambert	DL	6-2	260	Jr.	JC	San Diego, CA (San Diego Mesa College)
David Lord	OT	6-6	350	Fr.	HS	Rialto, CA (Eisenhower HS)
Christopher Owens	CB	5-10	170	Fr.	HS	Los Angeles, CA (Dorsey HS)
Patrick Perry	TB	6-0	180	Fr.	HS	Wilmington, CA (Banning HS)
Rakine Toomes	CB	6-0	195	Jr.	JC	Los Angeles, CA (L.A. Harbor College)
Bryan Watje	TE	6-4	250	Jr.	JC	Arroyo Grande, CA (Allan Hancock College)
Joseph Zusin	OL	6-4	300	Fr.	HS	Petaluma, CA (Casa Grande HS)

SAN JOSE STATE SPARTANS

MEDIA INFORMATION

SPORTS INFORMATION

Director Lawrence Fan
 Assistant Amy Villa
 Address One Washington Square
 San Jose, CA 95192
 Office Number 408-924-1217
 Fan's Home Number 408-923-6104
 Fan's E-Mail ltfan@email.sjsu.edu
 Fax Number 408-924-1291
 Press Box 408-924-1234

MEDIA OUTLETS

Associated Press

Greg Beacham
 303 2nd St., Suite 680N
 San Francisco, CA 94107
 415-495-1708
 415-495-4967 (FAX)

San Jose Mercury News

750 Ridder Park Dr.
 San Jose, CA 95190
 408-920-5830
 408-920-5244 (FAX)

San Francisco Chronicle

Jake Curtis
 901 Mission St.
 San Francisco, CA 94103
 510-524-2521
 415-543-3754 (FAX)

Spartan Daily (Campus)

San Jose State University
 San Jose, CA 95192
 408-924-3281
 408-924-3237 (FAX)

KLIV Radio (Flagship)

Mike Chisholm (Play-by-Play)
 John Ralston (Analyst)
 Neil Parry (Analyst)
 P.O. Box 995
 San Jose, CA 95109
 408-293-8030
 408-993-0823 (FAX)

Update TV

San Jose State University
 San Jose, CA 95192
 408-924-3250

Alameda Newspaper Group

4770 Willow St.
 Pleasanton, CA 94588
 800-488-2070
 925-416-4874 (FAX)

KNTV

Roger Mathai
 645 Park Ave.
 San Jose, CA 95110
 408-977-4366
 408-286-1530 (FAX)

▶ *Fitz Hill enters his fourth season at San Jose State. He is one of five African Americans who is a head coach at a Division IA football program. The other four are Tyrone Willingham (Notre Dame), Tony Samuel (New Mexico State), Karl Dorrell (UCLA) and Sylvester Croom (Mississippi State).*

▶ *Former Tulsa head coach Keith Burns is the only addition to the San Jose State staff. Burns will be the third defensive coordinator for the Spartans in three seasons and will also coach the defensive backs.*

▶ *San Jose State is looking to replace nearly all of the statistical output from its 2003 passing game. Of the 261 passes completed by departing quarterback Scott Rislov, 181 were caught by players who have exhausted their college eligibility. The top returning receiver, Ezekiel Staples, who caught 25 passes a year ago, has moved to linebacker.*

▶ *For the first time in at least 25 seasons, SJSU has five prospects competing for the number one quarterback job. Between them, they have completed 23 passes at the major college level.*

▶ *San Jose State returns its top rushers from the last two seasons. Lamar Ferguson, the team's leading rusher in 2002, is back after missing last season while rehabilitating a knee injury. Lance Martin returns after leading the team last year.*

▶ *San Jose State hopes to duplicate its 2003 performance of retaining the football. The Spartans set a school record with only 16 turnovers (six interceptions and 10 fumbles lost) last season. The previous single-season best at the school was 18 giveaways in 1958.*

SCHOOL RECORDS

TEAM RECORDS

Total Offense

Game: 849 vs. Nevada, 2001
 Season: 5,295; 1986

Yards Rushing

Game: 487 vs. UC Santa Barbara, 1949
 Season: 2,478; 1952

Yards Passing

Game: 547 vs. UTEP, 2003
 Season: 3,719; 1987

Points

Game: 101 vs. Mexico, 1949
 Season: 457; 1949

Interceptions

Game: 6, Twice
 Season: 32; 1939

INDIVIDUAL RECORDS

Total Offense

Game: 536; Mike Perez vs. Pacific, 1986
 Season: 3,251; Scott Rislov, 2002
 Career: 7,274; Jeff Garcia, 1991-93

Yards Rushing

Game: 286; Nathan DuPree vs. UNLV, 1992
 Season: 1,577; Deonce Whitaker, 2000
 Career: 3,515; Deonce Whitaker, 1998-01

Yards Passing

Game: 543; Scott Rislov vs. UTEP, 2003
 Season: 3,260; Mike Perez, 1987
 Career: 7,190; Ed Luther, 1976-79

Receptions

Game: 15; Three times by three players
 Season: 83; Edell Shepherd, 2001
 Career: 149; Guy Liggins, 1986-87

Yards Receiving

Game: . 269; Edell Shepherd vs. Nevada, 2001
 Season: 1,500; Edell Shepherd, 2001
 Career: 2,223; Stacey Bailey, 1978-81

All-Purpose Yards

Game: . 355; Charles Pauley vs. Nevada, 2001
 Season: 2,513; Sheldon Canley, 1989
 Career: 5,596; Deonce Whitaker, 1998-01

Scoring

Game: . 30; Deonce Whitaker vs. St. Mary's, 1999
 Season: 116; Johnny Johnson, Jr., 1988
 Career: 236; Joe Nedney, 1991-94

Interceptions

Game: 3; Three times by three players
 Season: 8; Three times by three players
 Career: 14; Three times by three players

SAN JOSE STATE SPARTANS

TEAM STATISTICS	SAN JOSE STATE	OPP
FIRST DOWNS (Rushing-Passing-Penalty)	225 (81-131-13)	246 (112-121-13)
RUSHING ATTEMPTS-YARDAGE	355-1147	424-2061
PASSING YARDAGE	3106	2989
Att-Comp-Int-TDs	463-273-6-18	364-219-15-21
TOTAL OFFENSE	4253	5050
FUMBLES-LOST	16-10	15-6
PENALTIES-YARDS	79-709	77-676
PUNTS-YARDS	64-2353	47-1816
TIME OF POSSESSION/GAME	31:25	28:25
3RD-DOWN CONVERSIONS (Percentage)	66/183 (36%)	75/149 (50%)
4TH-DOWN CONVERSIONS (Percentage)	13/29 (45%)	3/7 (43%)
SACKS BY-YARDS	18-112	20-146

SCORE BY QUARTERS	1st	2nd	3rd	4th	Total
San Jose State	70	95	31	63	259
Opponents	60	142	84	100	386

RUSHING	GP	Att	Gain	Loss	Net	Avg	TD	Long	Avg/G
Martin, Lance	11	119	555	35	520	4.4	2	17	47.3
Ingram, Damarcus	8	96	386	15	371	3.9	3	30	46.4
Davis, Yonus	6	41	153	34	119	2.9	2	16	19.8
Broussard, Jamall	11	10	80	9	71	7.1	1	27	6.5
Staples, Ezekiel	11	21	71	8	63	3.0	0	12	5.7
Archie, Trevore	3	3	20	1	19	6.3	0	19	6.3
Miranda, Casey	8	1	13	0	13	13.0	0	13	1.6
Starling, Kendrick	10	5	42	30	12	2.4	1	29	1.2
Rogers, Dale	7	1	9	0	9	9.0	0	9	1.3
Pierce, Beau	6	1	6	0	6	6.0	0	6	1.0
Wooden, Tuati	11	1	3	0	3	3.0	0	3	0.3
Robinson, Lamont	6	1	1	0	1	1.0	1	1	0.2
Rislov, Scott	11	53	157	188	-31	-0.6	0	18	-2.8
Total	11	355	1496	349	1147	3.2	10	30	104.3
Opponents	11	424	2264	203	2061	4.9	25	78	187.4

PASSING	G	Effic	Att-Cmp-Int	Pct	Yds	TD	Lng	Avg/G
Rislov, Scott	11	129.00	437-261-5	59.7	3016	18	66	274.2
Pierce, Beau	6	77.47	15-9-1	60.0	55	0	14	9.2
Rogers, Dale	7	148.50	4-3-0	75.0	35	0	23	5.0
Wooden, Tuati	11	0.00	1-0-0	0.0	0	0	0	0.0
Total	11	125.55	463-273-6	59.0	3106	18	66	282.4
Opponents	11	139.94	364-219-15	60.2	2989	21	77	271.7

RECEIVING	G	No.	Yds	Avg	TD	Long	Avg/G
Wooden, Tuati	11	61	780	12.8	2	52	70.9
Broussard, Jamall	11	55	715	13.0	1	47	65.0
Pinky, Leon	11	31	395	12.7	8	48	35.9
Starling, Kendrick	10	28	296	10.6	0	37	29.6
Staples, Ezekiel	11	25	152	6.1	0	31	13.8
Anderson, Courtney	11	23	322	14.0	5	66	29.3
Davis, Yonus	6	12	97	8.1	0	22	16.2
Ingram, Damarcus	8	11	73	6.6	0	24	9.1
Skillern, Rufus	10	8	167	20.9	1	58	16.7
Miranda, Casey	8	5	64	12.8	0	25	8.0
Broussard, John	10	5	18	3.6	0	7	1.8
Robinson, Lamont	6	3	8	2.7	1	6	1.3
Martin, Lance	11	3	7	2.3	0	8	0.6
Jones, James	8	1	8	8.0	0	8	1.0
Pierce, Beau	7	1	3	3.0	0	3	1.5
Cunningham, C.	6	1	1	1.0	0	1	0.2
Total	11	273	3106	11.4	18	66	282.4
Opponents	11	219	2989	13.6	21	77	271.7

PUNT RETURNS	No.	Yds	Avg	TD	Long
Broussard, Jamall	16	174	10.9	1	77
Miranda, Casey	2	18	9.0	0	10
Total	18	192	10.7	1	77
Opponents	38	402	10.6	1	29

KICK RETURNS	No.	Yds	Avg	TD	Long
Starling, Kendrick	20	562	28.1	0	71
George, Trestin	18	429	23.8	1	99
Cunningham, C.	4	84	21.0	0	29
Broussard, John	2	11	5.5	0	7
Wilson, Eric	1	0	0.0	0	0
McKnight, Skyler	1	4	4.0	0	4
Total	46	1090	23.7	1	99
Opponents	27	670	24.8	0	52

INTERCEPTIONS	No.	Yds	Avg	TD	Long
Jones, Gerald	6	178	29.7	2	99
George, Trestin	2	35	17.5	1	20
Liranzo, Mike	2	30	15.0	0	16
Hardy, Jerrell	1	21	21.0	0	21
Wilson, Eric	1	0	0.0	0	0
Hendricks, Marshall	1	0	0.0	0	0
Smith, Michael	1	6	6.0	0	6
Ossai, Onyeka	1	60	60.0	0	60
Total	15	330	22.0	3	99
Opponents	6	142	23.7	2	73

SCORING	TD	FGs	PATs					Saf	Points
			Kick	Rush	Rcv	Pass	DXP		
Carr, Jeff	0	11-17	28-29	0-0	0	0-0	0	0	61
Pinky, Leon	8	0-0	0-0	0-0	0	0-0	0	0	48
Anderson, Courtney	5	0-0	0-0	0-0	0	0-0	0	0	30
Broussard, Jamall	3	0-0	0-0	0-0	0	0-0	0	0	18
Ingram, Damarcus	3	0-0	0-0	0-0	0	0-0	0	0	18
Martin, Lance	2	0-0	0-0	0-1	0	0-0	0	0	12
Robinson, Lamont	2	0-0	0-0	0-0	0	0-0	0	0	12
George, Trestin	2	0-0	0-0	0-0	0	0-0	0	0	12
Wooden, Tuati	2	0-0	0-0	0-0	0	0-1	0	0	12
Davis, Yonus	2	0-0	0-0	0-0	0	0-0	0	0	12
Jones, Gerald	2	0-0	0-0	0-0	0	0-0	0	0	12
Starling, Kendrick	1	0-0	0-0	0-0	0	0-0	0	0	6
Skillern, Rufus	1	0-0	0-0	0-0	0	0-0	0	0	6
Rislov, Scott	0	0-0	0-0	0-0	0	0-2	0	0	0
Total	33	11-17	28-29	0-1	0	0-3	0	0	259
Opponents	51	10-17	46-49	0-2	0	0-0	0	2	386

TOTAL OFFENSE	G	Plays	Rush	Pass	Total	Avg/G
Rislov, Scott	11	490	-31	3016	2985	271.4
Martin, Lance	11	119	520	0	520	47.3
Ingram, Damarcus	8	96	371	0	371	46.4
Davis, Yonus	6	41	119	0	119	19.8
Broussard, Jamall	11	10	71	0	71	6.5
Staples, Ezekiel	11	21	63	0	63	5.7
Pierce, Beau	6	16	6	55	61	10.2
Rogers, Dale	7	5	9	35	44	6.3
Archie, Trevore	3	3	19	0	19	6.3
Miranda, Casey	8	1	13	0	13	1.6
Starling, Kendrick	10	5	12	0	12	1.2
Wooden, Tuati	11	2	3	0	3	0.3
Robinson, Lamont	6	1	1	0	1	0.2
Total	11	818	1147	3106	4253	386.6
Opponents	11	788	2061	2989	5050	459.1

PUNTING	No.	Yds	Avg	Long	TB	FC	I20	Blkd
Partridge, Bryce	57	2189	38.4	54	2	9	10	2
Rogers, Dale	3	130	43.3	49	0	0	0	0
Total	64	2353	36.8	54	2	9	10	4
Opponents	47	1816	38.6	57	11	3	15	0

DEFENSIVE LEADERS	GP	[-Tackles-]		[-Sacks-]		[-Pass Def-]		[-Fumbles-]	
		UT-AT	Total	ForLoss	No-Yards	Int-Yds	BrUp	Rcv-Yds	FF
Jones, Gerald	11	61	38-99	6.0-21	1.0-10	6-178	5	0	0
Wilson, Eric	11	67	30-97	1.0-3	0	1-0	2	1-0	0
Okumu, Paul	9	32	42-74	1.5-8	0.5-2	0	0	0	0
Smith, Michael	11	34	28-62	1.5-1	0	1-6	1	0	0
Ossai, Onyeka	11	25	28-53	3.0-12	1.0-10	1-60	3	0	0
Cook, Melvin	9	25	21-46	4.0-7	0	0	0	1-0	1
Lewis, Roy	9	20	22-42	0	0	0	1	0	0
George, Trestin	11	27	13-40	0.5-2	0	2-35	4	0	0
Ficklin, Tony	11	17	19-36	6.0-28	4.0-23	0	2	0	2
Perry, Philip	11	16	18-34	6.5-22	2.0-8	0	0	0	0
McNamara, Sean	11	17	13-30	5.0-32	5.0-32	0	1	0	1
Liranzo, Mike	11	12	15-27	2.0-3	0	2-30	2	0	0
Nunez, Brian	9	9	16-25	0.5-1	0	0	1	0	0
Hendricks, Marshall	11	18	5-23	2.0-3	0	1-0	3	0	0
Rigg, Oscar	11	9	14-23	1.0-5	0	0	0	0	2
James, Justin	9	11	9-20	3.5-16	2.5-15	0	0	0	0
Hardy, Jerrell	11	13	7-20	0	0	1-21	5	0	0
Green, Kinji	11	11	8-19	0	0	0	0	0	0
Jones, Demetrius	11	6	12-18	1.0-3	0	0	0	0	0
Ransom, Larnell	10	5	13-18	1.5-2	0	0	0	1-0	1
Powell, Josh	3	8	5-13	0.5-1	0	0	1	0	0
Gustus, Jason	9	8	4-12	0	0	0	0	1-0	0
Brown, Eddie	7	6	6-12	2.0-3	0	0	0	0	0
Skillern, Rufus	10	6	3-9	0	0	0	0	0	0
Rance, Zack	3	4	2-6	2.0-7	1.0-6	0	0	0	0
Cox, Jamonte	8	1	4-5	0	0	0	0	0	0
Staples,									